



## December 2018 Newsletter

Dear parent(s)/guardians,

- The plan for the nativity is to be on Tuesday the 18<sup>th</sup> of December, at the Ardencaple Hotel. Please bring your children to the hotel at 9:30am as the performance is due to start at 10:00am.
- Tickets will be on sale for £3.00 to cover costs of hotel, tea/coffee and snacks.
- We will be holding a raffle for a Christmas hamper on the morning of the nativity, please feel free to donate something (shortbread, chocolates, bottles of juice 😊) that may be used in the hamper.
- Louise will be joining the team at the start of new term (January) as a new practitioner and green groups new big girl.
- We also have Emma, who comes to play on Mondays and Wednesdays as a 'floating' senior practitioner.
- As we are finishing slightly early than school terms, the opportunity to double up on sessions is available for the last full week (10<sup>th</sup> – 14<sup>th</sup>). This means your child is entitled to up to 3 extra funded sessions, depending on afternoon club.

### Special Note:

- When dropping your child off at nursery please be wary of neighbours and pedestrians, that may be on the road/pavement, when parking your car.

We would like to thank you all for your support this year and hope your children had as much fun as we did. We wish you all a very Merry Christmas!!! – Anne, Elaine, Lucy



For doubling up days, your child is entitled to ..... extra sessions. Please mark (tick) below, out of the available days, which sessions you would like to double up on.

MORNING SESSIONS				
Monday 10 <sup>th</sup>	Tuesday 11 <sup>th</sup>	Wednesday 12 <sup>th</sup>	Thursday 13 <sup>th</sup>	Friday 14 <sup>th</sup>
AFTERNOON SESSIONS				
Monday	Tuesday	Wednesday	Thursday	Friday






### Christmas Nativity Tickets








Tickets required..... (children free)




Additional child name..... Additional child age .....

Price of Tickets (£3 each).....

DAY	ADULT LEAD ACTIVITY	WEEK 1
<b>Monday</b>	<p><b><i>Nativity Practice</i></b></p> <p>The children completed their first full practice of the Christmas Nativity and learned all the characters as well as the songs.</p>	
<b>Tuesday</b>	<p><b><i>Making Snowmen</i></b></p> <p>The children constructed a snowman using a foam cut out provided. They stuck on buttons, a hat, arms and a scarf. A picture of their face was then printed and added.</p>	
<b>Wednesday</b>	<p><b><i>Making Baubles</i></b></p> <p>The children cut out a circle to create a bauble shape before using glue glue to make a design adding glitter to make it sparkle.</p>	
<b>Thursday</b>	<p><b><i>Pinecone Trees</i></b></p> <p>The groups painted three pinecones (2 white, 1 green). They then added a variety of coloured glitter to complete their gift for the parents</p>	
<b>Friday</b>	<p><b><i>Elf Hats</i></b></p> <p>The children constructed together a hat which they would wear for a picture. They cut out the points and decorated the band however they liked.</p>	

DAY	AFTERNOON ACTIVITY	WEEK 1
Monday	<p><b><i>Christmas Mistletoe Cards</i></b></p> <p>The children had their feet painted green to create a mistletoe. They then added a red bow and left it to dry to complete tomorrow.</p>	
Tuesday	<p><b><i>Card Inserts</i></b></p> <p>The children glued in a small seasons greeting within their card. They then signed it by writing their own names and telling who they want their card to be for.</p>	
Wednesday		
Thursday		
Friday	<p><b><i>Children Choice</i></b></p> <p>The girls choose to read a 'Winnie and Wilbur Meet Santa'. They enjoyed it because there was a witch and santa.</p>	

DAY	ADULT LEAD ACTIVITY	WEEK 2
<b>Monday</b>	<p><b><i>Nativity Song Practice</i></b></p> <p>The children completed a practice of the songs they will be performing for their parents at their Nativity.</p>	
<b>Tuesday</b>	<p><b><i>Nativity Programme</i></b></p> <p>The children drew their interpretation of the Christmas Nativity, they drew Jesus, Mary, Joseph and Angels.</p>	
<b>Wednesday</b>	<p><b><i>Decorating Envelopes</i></b></p> <p>The children decorated their envelopes by drawing a christmas picture (tree, star, santa, reindeer). They then added glitter where they wanted it.</p>	
<b>Thursday</b>	<p><b><i>Dentist Visit</i></b></p> <p>The children had a visit from Mary, the dentist. She did a demonstration with the children on the correct ways to brush their teeth.</p>	
<b>Friday</b>	<p><b><i>Christmas Wreaths</i></b></p> <p>The children finished off their Christmas wreaths by painting them green and adding on sparkly glitter and a bow.</p>	

DAY	AFTERNOON ACTIVITY	WEEK 2
<b>Monday</b>	<p><b><i>Christmas Wreath</i></b></p> <p>The children glue on puzzle pieces to create the effect of a wreath. When the glue has dried they will paint it green.</p>	
<b>Tuesday</b>	<p><b><i>Christmas Drawings</i></b></p> <p>The children decided to draw a picture for their parents of a Christmas Scene. (trees, santa, elves, reindeer.)</p>	
<b>Wednesday</b>	<p><b><i>Nativity Practice</i></b></p> <p>The children got their costumes fitted and tested. They then did a full practice of the nativity and the songs.</p>	
<b>Thursday</b>	<p><b><i>Christmas Movie</i></b></p> <p>The children sat down and watched the Christmas movie about "Elliot the Smallest Reindeer".</p>	
<b>Friday</b>	<p><b><i>Children Choice</i></b></p> <p>The girls choose to read a Christmas story about The Christmas Star.</p>	